

Greater Columbia 2-1-1

Volume 3, Issue 6

Update Report

June 2008

GC 2-1-1 is Getting the Word Out

Amy Peters, Project Coordinator, and Gracie Sexton, Public Outreach Coordinator attended the following outreach events in June.

In This Issue:

| | |
|---------------------------|-------------|
| Outreach Events | 1 |
| Success Stories | 2 |
| Statistics | 3-11 |
| Year-to-Date Calls | 12 |
| Call Projections | 13 |

| Date | Event |
|---------|---|
| June 11 | Quarterly provider agency meeting at United Way of Benton and Franklin Counties |
| June 11 | GC 211 Partnership meeting with United Way of Chelan and Douglas Counties, United Way of Yakima County, and United Way of Benton and Franklin Counties, also in attendance outgoing WIN 2-1-1 executive director David Riddle |
| June 17 | Presentation to Yakima Valley Community Foundation Board of Directors meeting |
| June 17 | Community Wellness Fair for employees of CINTAS |



Success Stories

Situation

Our staff received a call from a Benton County community member who was looking for information on filing a complaint against a landscape contractor who had caused damage to her yard. The caller was referred to the Washington State Attorney General's Office.

Outcome

The caller was able to speak with staff at the Attorney General's Office who told her that she would need to file her claim in small claims court. She now has a case pending and feels better that she was able to do something about the situation. She was happy 2-1-1 was here to help her to know where to turn.

Situation

Our staff received a call from a Yakima County community member who was looking for assistance in obtaining a cell phone because she was low income and needed a phone in case of emergency as well as for the employers where she is applying to call her. The caller was referred to AT&T Lifeline.

Outcome

The caller was able to submit her application and get her approval. She is waiting for the paperwork to come back for her to go to the local store and select a phone. She is anticipating that this phone will be a great help in her life. .

Statistics for June 1 – June 30

Detail of the 211 Question: How Did You Hear about 211?

| | All Counties | Benton & Franklin | Yakima County |
|--------------------|--------------|-------------------|---------------|
| 211 Business Card | 3.76% | 3.17% | 3.41% |
| Agency | 29.44% | 29.82% | 22.00% |
| Billboard | 0.38% | 0.79% | 0.13% |
| Bus Ad | 0.16% | 0.00% | 0.25% |
| Church | 0.38% | 0.79% | 0.38% |
| Community Meetings | 0.16% | 0.00% | 0.25% |
| Flyer | 1.74% | 2.37% | 1.52% |
| Friend | 4.09% | 3.43% | 5.31% |
| Newsletter | 0.11% | 0.26% | 0.13% |
| Newspaper | 0.11% | 0.26% | 0.13% |
| No Response | 0.16% | 0.00% | 0.25% |
| Other | 0.33% | 0.26% | 0.63% |
| Radio | 0.55% | 0.53% | 0.76% |
| Returned Caller | 47.00% | 43.54% | 49.30% |
| TV | 9.54% | 13.72% | 13.15% |
| Unable to Ask | 2.02% | 1.06% | 2.40% |
| Web Site | 0.05% | 0.00% | 0.00% |

Percentage of Total Calls by Ethnicity:

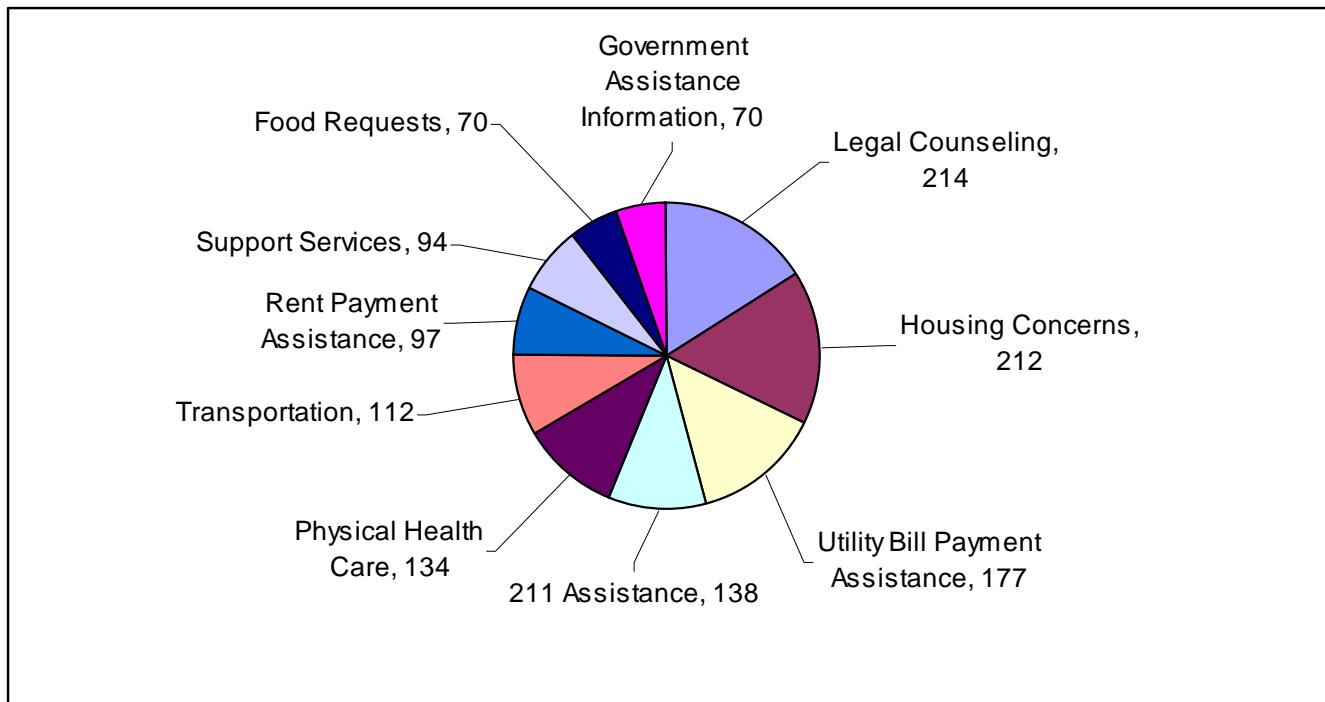
| | All Counties | Benton & Franklin | Yakima County |
|------------------|--------------|-------------------|---------------|
| African American | 4.53% | 2.76% | 2.89% |
| Asian American | 0.48% | 0.00% | 0.41% |
| Caucasian | 67.37% | 74.02% | 60.88% |
| Declined | 4.41% | 5.12% | 2.75% |
| Hispanic | 16.31% | 12.60% | 26.17% |
| Multi-Racial | 1.27% | 1.97% | 0.83% |
| Native American | 2.11% | 0.00% | 3.86% |
| Other | 0.06% | 0.00% | 0.14% |
| Pacific Islander | 0.24% | 0.00% | 0.00% |
| Unknown | 3.20% | 3.54% | 2.07% |

Percentage of Total Calls by Gender:

| | All Counties | Benton & Franklin | Yakima County |
|---------|--------------|-------------------|---------------|
| Female | 77.10% | 78.74% | 75.90% |
| Male | 22.66% | 20.47% | 24.10% |
| Unknown | 0.24% | 0.79% | 0.00% |

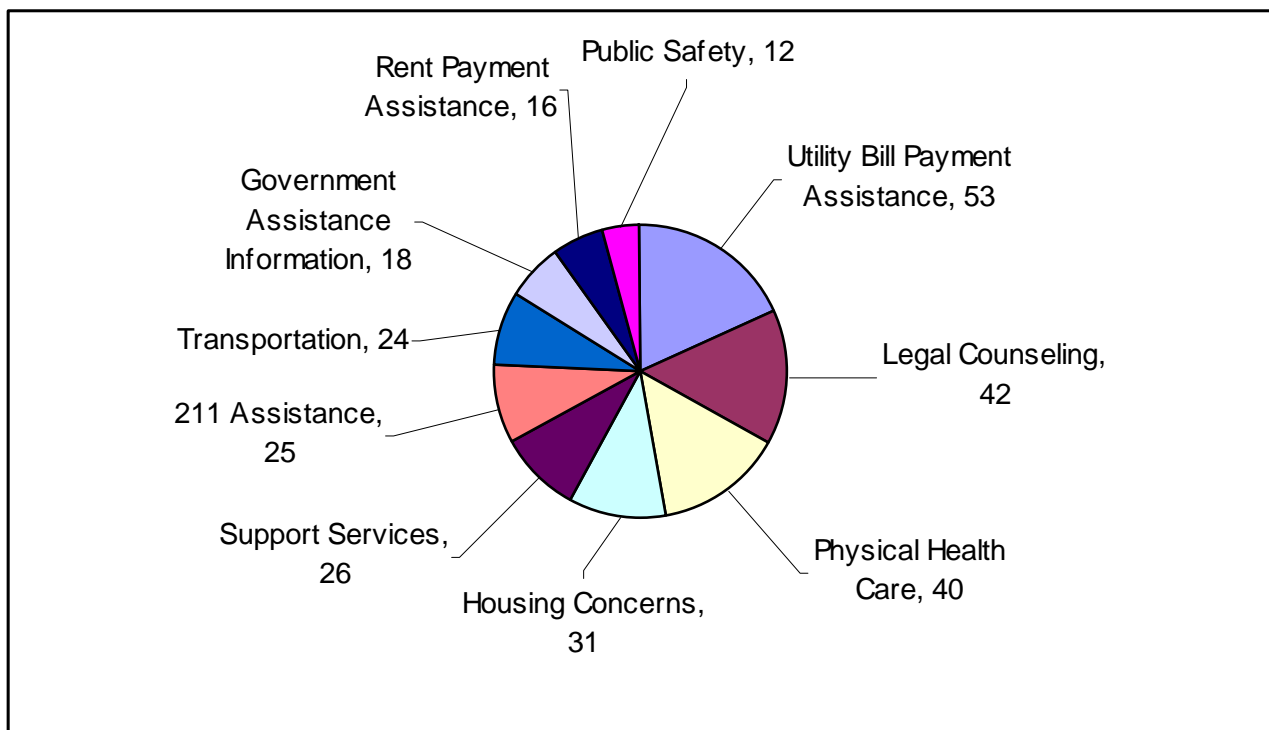
Top 10 Requested Community Health & Human Resources for All Counties

| Requested Resources | # of Requests |
|-----------------------------------|---------------|
| Legal Counseling | 214 |
| Housing Concerns | 212 |
| Utility Bill Payment Assistance | 177 |
| 211 Assistance | 138 |
| Physical Health Care | 134 |
| Transportation | 112 |
| Rent Payment Assistance | 97 |
| Support Services | 94 |
| Food Requests | 70 |
| Government Assistance Information | 70 |



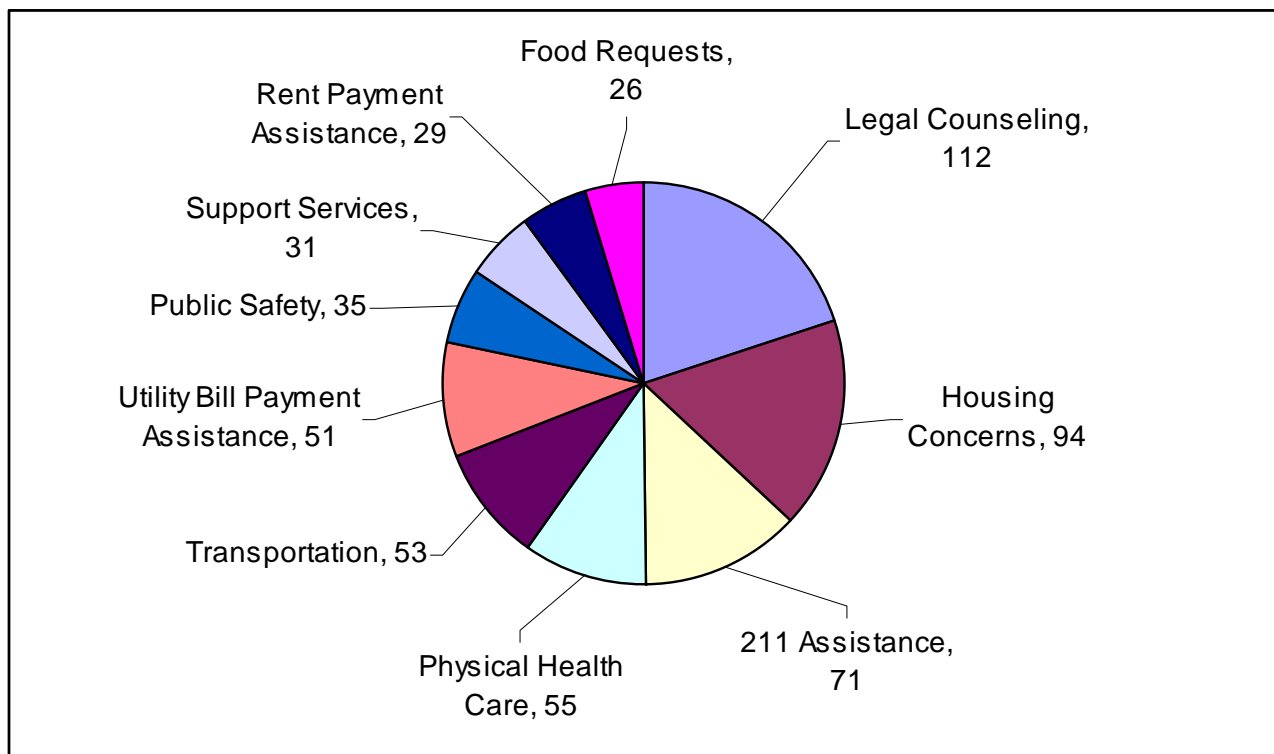
Top 10 Requested Community Health & Human Resources for Benton and Franklin Counties

| Requested Resource | # of Requests |
|-----------------------------------|---------------|
| Utility Bill Payment Assistance | 53 |
| Legal Counseling | 42 |
| Physical Health Care | 40 |
| Housing Concerns | 31 |
| Support Services | 26 |
| 211 Assistance | 25 |
| Transportation | 24 |
| Government Assistance Information | 18 |
| Rent Payment Assistance | 16 |
| Public Safety | 12 |



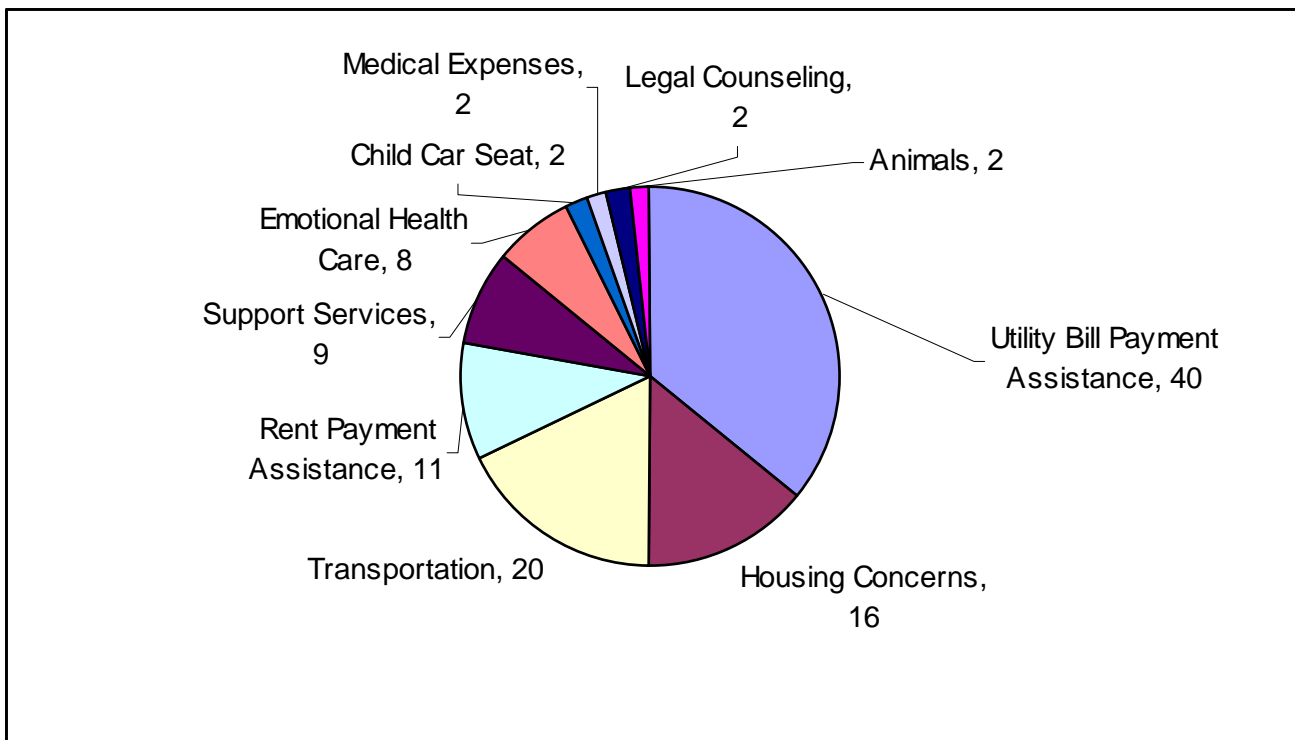
Top 10 Requested Community Health & Human Resources for Yakima Counties

| Requested Resource | # of Requests |
|---------------------------------|---------------|
| Legal Counseling | 112 |
| Housing Concerns | 94 |
| 211 Assistance | 71 |
| Physical Health Care | 55 |
| Transportation | 53 |
| Utility Bill Payment Assistance | 51 |
| Public Safety | 35 |
| Support Services | 31 |
| Rent Payment Assistance | 29 |
| Food Requests | 26 |



Top 10 Gaps in Service for All Counties

| Requested Resource | # of Requests |
|---------------------------------|---------------|
| Utility Bill Payment Assistance | 40 |
| Housing Concerns | 16 |
| Transportation | 20 |
| Rent Payment Assistance | 11 |
| Support Services | 9 |
| Emotional Health Care | 8 |
| Child Car Seat | 2 |
| Medical Expenses | 2 |
| Legal Counseling | 2 |
| Animals | 2 |



Call Summary
Greater Columbia 2-1-1 Call Center
June 1 – June 30

Total Calls

| Call Origin | Received Calls | Abandoned Calls | Handled Calls | Total Minutes | Average Minutes | Out of Service |
|-------------------------|----------------|-----------------|---------------|-----------------|-----------------|----------------|
| 211 Toll Free | 80 | 3 | 77 | 235.25 | 3.87 | 4 |
| Peninsulas English | 37 | 1 | 36 | 94.13 | 2.54 | 2 |
| Peninsulas West English | 3 | 0 | 3 | 10.78 | 3.59 | 0 |
| Pierce County English | 29 | 1 | 28 | 106.48 | 3.67 | 4 |
| Pierce County Only | 1 | 0 | 1 | 4.95 | 4.95 | 1 |
| Pierce West English | 8 | 0 | 8 | 38.28 | 4.79 | 1 |
| Spokane English | 442 | 13 | 429 | 1677.67 | 3.80 | 2 |
| Spokane Only | 7 | 0 | 7 | 22.28 | 3.18 | 3 |
| Spokane Spanish | 2 | 0 | 2 | 4.37 | 2.18 | 0 |
| Western English | 25 | 0 | 25 | 56.70 | 2.27 | 0 |
| Yakima EITC English | 1 | 0 | 1 | 4.33 | 4.33 | 1 |
| Yakima EITC Spanish | 1 | 0 | 1 | 3.92 | 3.92 | 0 |
| Yakima English | 1522 | 49 | 1473 | 4817.69 | 4.70 | 5 |
| Yakima Only | 21 | 0 | 21 | 91.10 | 4.34 | 3 |
| Yakima Outbound | 139 | 0 | 139 | 345.88 | 2.49 | 0 |
| Yakima Voicemail Return | 25 | 0 | 25 | 49.98 | 2.00 | 0 |
| Yakima Spanish | 108 | 8 | 100 | 402.47 | 3.73 | 0 |
| Yakima Voicemail | 226 | 0 | 226 | 26815.20 | 118.65 | 46 |
| Totals | 2677 | 75 | 2602 | 34781.47 | 179.00 | 72 |

Detail Call Totals for Greater Columbia Call Center by County

| County | 211 Toll Free | Peninsulas English | Peninsulas West English | Pierce County English | Pierce County Only | Pierce West English | Spokane English | Spokane Only | Spokane Spanish | Western English | Yakima EITC English | Yakima EITC Spanish | Yakima English | Yakima Only | Yakima Outbound | Yakima Voicemail Return | Yakima Spanish | Yakima Voicemail | Grand Total |
|--------------------|---------------|--------------------|-------------------------|-----------------------|--------------------|---------------------|-----------------|--------------|-----------------|-----------------|---------------------|---------------------|----------------|-------------|-----------------|-------------------------|----------------|------------------|-------------|
| Adams | | | | | | | | | | | | | 3 | | | | | | 3 |
| Asotin | | | | | | | | | | | | | 15 | | | | 2 | | 17 |
| Benton | 1 | | | | | | | | | | | | 327 | 3 | | | 15 | | 346 |
| Chelan | | | | | | | | | | | | | 30 | | | | 2 | | 32 |
| Douglas | | | | | | | | | | | | | 1 | | | | | | 1 |
| Franklin | 1 | | | | | | 2 | | | | | | 106 | 1 | | | 12 | | 122 |
| Garfield | | | | | | | | | | | | | 2 | | | | | | 2 |
| Grant | | | | | | | | | | | | | 43 | 4 | | | 3 | | 50 |
| Kittitas | | | | | | | | | | | | | 42 | | | | 1 | | 43 |
| Klickitat | | | | | | | | | | | | | 12 | | | | | | 12 |
| Lincoln | | | | | | | 1 | | | | | | 6 | | | | | | 7 |
| Okanogan | | | | | | | | | | | | | 25 | | | | 2 | | 27 |
| Other Call Centers | | 37 | 3 | 25 | 1 | 7 | 430 | 7 | 2 | 24 | 1 | 1 | 20 | 4 | | | 1 | | 563 |
| Out of State | 15 | | | | | | 2 | | | | | | 6 | | | | | | 23 |
| Unknown | 63 | | | 4 | | 1 | 5 | | | 1 | | | 2 | | | | | 226 | 302 |
| Walla Walla | | | | | | | 1 | | | | | | 43 | | | | | | 44 |
| Whitman | | | | | | | | | | | | | 8 | | | | 1 | | 9 |
| Yakima | | | | | | | 1 | | | | | | 828 | 9 | 139 | 25 | 69 | | 1071 |
| Grand Total | 80 | 37 | 3 | 29 | 1 | 8 | 442 | 7 | 2 | 25 | 1 | 1 | 1519 | 21 | 139 | 25 | 108 | 226 | 2674 |

Detail Call Totals for Greater Columbia Call Center by County/City

| County | City | 211 Toll Free | Peninsulas English | Peninsulas West English | Pierce County English | Pierce County Only | Pierce West English | Spokane English | Spokane Only | Spokane Spanish | Western English | Yakima EITC English | Yakima EITC Spanish | Yakima English | Yakima Only | Yakima Outbound | Yakima Voicemail Return | Yakima Spanish | Yakima Voicemail | Grand Total |
|--------------------|-----------------|---------------|--------------------|-------------------------|-----------------------|--------------------|---------------------|-----------------|--------------|-----------------|-----------------|---------------------|---------------------|----------------|-------------|-----------------|-------------------------|----------------|------------------|-------------|
| Adams | Hatton | | | | | | | | | | | | | 3 | | | | | | 3 |
| Asotin | Asotin | | | | | | | | | | | | | 2 | | | | | | 2 |
| | Clarkston | | | | | | | | | | | | | 13 | | | | 2 | | 15 |
| Benton | Benton City | | | | | | | | | | | | | 9 | | | | | | 9 |
| | Kennewick | 1 | | | | | | | | | | | | 250 | 2 | | | 13 | | 266 |
| | Prosser | | | | | | | | | | | | | 8 | 1 | | | | | 9 |
| | Richland | | | | | | | | | | | | | 52 | | | | 1 | | 53 |
| | West Richland | | | | | | | | | | | | | 8 | | | | 1 | | 9 |
| Chelan | Leavenworth | | | | | | | | | | | | | 1 | | | | 1 | | 2 |
| | Manson | | | | | | | | | | | | | 1 | | | | | | 1 |
| | Wenatchee | | | | | | | | | | | | | 28 | | | | 1 | | 29 |
| Douglas | Bridgeport | | | | | | | | | | | | | 1 | | | | | | 1 |
| Franklin | Basin City | | | | | | | | | | | | | | | | | 1 | | 1 |
| | Connell | | | | | | | | | | | | | 2 | | | | | | 2 |
| | Eltopia | | | | | | | | | | | | | 1 | | | | | | 1 |
| | Kahlotus | | | | | | | | | | | | | 2 | | | | | | 2 |
| | Matthews Corner | | | | | | | | 2 | | | | | | | | | | | 2 |
| | Pasco | 1 | | | | | | | | | | | | 101 | 1 | | | 11 | | 114 |
| Garfield | Pomeroy | | | | | | | | | | | | | 2 | | | | | | 2 |
| Grant | Coulee City | | | | | | | | | | | | | 1 | | | | | | 1 |
| | Ephrata | | | | | | | | | | | | | 2 | | | | | | 2 |
| | Moses Lake | | | | | | | | | | | | | 31 | 3 | | | 1 | | 35 |
| | Quincy | | | | | | | | | | | | | 2 | | | | 2 | | 4 |
| | Royal City | | | | | | | | | | | | | 3 | 1 | | | | | 4 |
| | Soap Lake | | | | | | | | | | | | | 2 | | | | | | 2 |
| | Warden | | | | | | | | | | | | | 1 | | | | | | 1 |
| | Wilson Creek | | | | | | | | | | | | | 1 | | | | | | 1 |
| Kittitas | Cle Elum | | | | | | | | | | | | | 1 | | | | | | 1 |
| | Ellensburg | | | | | | | | | | | | | 41 | | | | 1 | | 42 |
| Klickitat | Goldendale | | | | | | | | | | | | | 10 | | | | | | 10 |
| | Whitstran | | | | | | | | | | | | | 1 | | | | | | 1 |
| | Wishram | | | | | | | | | | | | | 1 | | | | | | 1 |
| Lincoln | Davenport | | | | | | | | | | | | | 1 | | | | | | 1 |
| | Edwall | | | | | | | | | | | | | 1 | | | | | | 1 |
| | Odessa | | | | | | | | | | | | | 4 | | | | | | 4 |
| | Rearдан | | | | | | | | 1 | | | | | | | | | | | 1 |
| Okanogan | Brewster | | | | | | | | | | | | | | | | | 2 | | 2 |
| | Coulee Dam | | | | | | | | | | | | | 4 | | | | | | 4 |
| | Nespelem | | | | | | | | | | | | | 2 | | | | | | 2 |
| | Omak | | | | | | | | | | | | | 16 | | | | | | 16 |
| | Oroville | | | | | | | | | | | | | 3 | | | | | | 3 |
| Other Call Centers | Aberdeen | | | 2 | | | | | | | | | | | | | | | | 2 |
| | Arlington | | | | | | | | | | | | | 1 | | | | | | 1 |
| | Auburn | | 1 | | | | | | 3 | | | | | | | | | | | 4 |
| | Bellevue | | | | | | | | | | | | | 1 | | | | | | 1 |
| | Bothell | | | | | | | | 1 | | | | | | | | | | | 1 |
| | Bremerton | | 7 | | | | | | | | | | | | | | | | | 7 |
| | Center | | 1 | | | | | | | | | | | | | | | | | 1 |
| | Centralia | | | | | | | | | | | 1 | | | | | | | | 1 |
| | Chehalis | | | | | | 1 | | | | | 1 | | | | | | | | 2 |
| | Cheney | | | | | | | | 2 | | | | | | | | | | | 2 |
| | Chewelah | | | | | | | | 1 | | | | | | | | | | | 1 |

Detail Call Totals for Greater Columbia Call Center by County/City (continued)

| County | City | 211 Toll Free | Peninsulas English | Peninsulas West English | Pierce County English | Pierce County Only | Pierce West English | Spokane English | Spokane Only | Spokane Spanish | Western English | Yakima EITC English | Yakima EITC Spanish | Yakima English | Yakima Only | Yakima Outbound | Yakima Voicemail Return | Yakima Spanish | Yakima Voice mail | Grand Total |
|--------------|------------------|---------------|--------------------|-------------------------|-----------------------|--------------------|---------------------|-----------------|--------------|-----------------|-----------------|---------------------|---------------------|----------------|-------------|-----------------|-------------------------|----------------|-------------------|-------------|
| | Colby | | 1 | | | | | | | | | | | | | | | | | 1 |
| | Colville | | | | | | | 2 | | | | | | 4 | | | | | | 6 |
| | Crosby | | 1 | | | | | | | | | | | | | | | | | 1 |
| | Curtis | | | | | | | | | | 1 | | | | | | | | | 1 |
| | Deer Park | | | | | | | 6 | 1 | | | | | | | | | | | 7 |
| | Elk | | | | | | | 3 | | | | | | | | | | | | 3 |
| | Everett | | | | | | | | | | | | | 1 | 1 | | | | | 2 |
| | Federal Way | | | | 1 | | | | | | | | | | | | | | | 1 |
| | Forks | | 1 | | | | | | | | | | | | | | | | | 1 |
| | Gig Harbor | | 2 | | 3 | | | | | | | | | | | | | | | 5 |
| | Green Bluff | | | | | | | 1 | | | | | | | | | | | | 1 |
| | Kent | | | | | | | 2 | 1 | | | | | | | | | 1 | | 4 |
| | Lacey | | | | | | | | | | 2 | | | | | | | | | 2 |
| | Liberty Lake | | | | | | | 2 | | | | | | 1 | | | | | | 3 |
| | Marble Mount | | | | | | | 1 | | | | | | | | | | | | 1 |
| | Marysville | | | | | | | | | | | | | 1 | | | | | | 1 |
| | Medical Lake | | | | | | | 1 | | | | | | | | | | | | 1 |
| | Montesano | | | | | | | | | | 1 | | | | | | | | | 1 |
| | Newman Lake | | | | | | | 1 | | | | | | | | | | | | 1 |
| | North Bend | | | | | | | 1 | | | | | | | | | | | | 1 |
| | Olympia | | | | | | 6 | 1 | | | 14 | | | | | | | | | 21 |
| | Port Angeles | | 2 | | | | | | | | 1 | | | | | | | | | 3 |
| | Port Orchard | | 2 | | | | | | | | | | | | | | | | | 2 |
| | Poulsbo | | 1 | | | | | | | | | | | | | | | | | 1 |
| | Puyallup | | | | 1 | | | | | | | | | | | | | | | 1 |
| | Redmond | | | | | | | 1 | | | | | | | | | | | | 1 |
| | Seattle | | 2 | | 2 | 1 | | | | | | | | 3 | | | | | | 8 |
| | Sequim | | 5 | | | | | | | | | | | | | | | | | 5 |
| | Shelton | | | 1 | | | | | | | 2 | | | | | | | | | 3 |
| | Silverdale | | 11 | | | | | 1 | | | | | | | | | | | | 12 |
| | Spokane | | | | | | | 365 | 3 | 2 | | 1 | 1 | 8 | | | | | | 380 |
| | Spokane Valley | | | | | | | 33 | 2 | | | | | | | | | | | 35 |
| | Springdale | | | | | | | 1 | | | | | | | | | | | | 1 |
| | Tacoma | | | | 16 | | | 1 | | | | | | | 3 | | | | | 20 |
| | University Place | | | | 2 | | | | | | | | | | | | | | | 2 |
| | Yelm | | | | | | | | | | 1 | | | | | | | | | 1 |
| Out of State | Out Of State | 15 | | | | | | 2 | | | | | | 6 | | | | | | 23 |
| Unknown | Unknown | 63 | | | 4 | | 1 | 5 | | | 1 | | | 2 | | | | | 226 | 302 |
| Walla Walla | Walla Walla | | | | | | | 1 | | | | | | 43 | | | | | | 44 |
| Whitman | Palouse | | | | | | | | | | | | | 1 | | | | | | 1 |
| | Pullman | | | | | | | | | | | | | 4 | | | | | | 4 |
| | Uniontown | | | | | | | | | | | | | 3 | | | | 1 | | 4 |
| Yakima | Cowiche | | | | | | | | | | | | | 4 | | | | | | 4 |
| | Grandview | | | | | | | | | | | | | 6 | | | | 5 | | 11 |
| | Granger | | | | | | | | | | | | | 5 | | | | | | 5 |
| | Harrah | | | | | | | | | | | | | 4 | | | | | | 4 |
| | Mabton | | | | | | | | | | | | | 3 | | | | | | 3 |
| | Naches | | | | | | | | | | | | | 1 | | | | | | 1 |
| | Nile | | | | | | | | | | | | | 1 | | | | | | 1 |
| | Sunnyside | | | | | | | | | | | | | 80 | 2 | | | 19 | | 101 |
| | Tieton | | | | | | | | | | | | | 3 | | | | | | 3 |
| | Toppenish | | | | | | | | | | | | | 21 | | | | | | 21 |
| | Wapato | | | | | | | | | | | | | 24 | | | | 1 | | 25 |
| | White Swan | | | | | | | | | | | | | 6 | | | | | | 6 |
| | Yakima | | | | | | | 1 | | | | | | 663 | 7 | 139 | 25 | 44 | | 879 |
| | Zillah | | | | | | | | | | | | | 7 | | | | | | 7 |
| Grand Total | | 80 | 37 | 3 | 29 | 1 | 8 | 442 | 7 | 2 | 25 | 1 | 1 | 1519 | 21 | 139 | 25 | 108 | 226 | 2674 |

Greater Columbia 2-1-1 Call Center Year-to-Date Calls

| County | Jan-08 | Feb-08 | Mar-08 | Apr-08 | May-08 | Jun-08 | Jul-08 | Aug-08 | Sep-08 | Oct-08 | Nov-08 | Dec-08 | Total |
|--------------------|--------|--------|--------|--------|--------|--------|--------|--------|--------|--------|--------|--------|--------|
| Out of State | 867 | 203 | 29 | 34 | 91 | 23 | | | | | | | 1247 |
| Other Call Centers | 287 | 307 | 318 | 310 | 239 | 563 | | | | | | | 2024 |
| King | | | | | | | | | | | | | 0 |
| Spokane | | | | | | | | | | | | | 0 |
| Stevens | | | | | | | | | | | | | 0 |
| Adams | 45 | 26 | 10 | 19 | 7 | 3 | | | | | | | 110 |
| Asotin | 21 | 18 | 10 | 21 | 10 | 17 | | | | | | | 97 |
| Benton | 593 | 660 | 610 | 448 | 382 | 346 | | | | | | | 3039 |
| Chelan | 104 | 75 | 41 | 36 | 35 | 32 | | | | | | | 323 |
| Columbia | 0 | | | | | | | | | | | | 0 |
| Douglas | 11 | 2 | 6 | 2 | 2 | 1 | | | | | | | 24 |
| Franklin | 280 | 252 | 207 | 193 | 153 | 122 | | | | | | | 1207 |
| Garfield | 2 | 3 | 2 | 1 | | 2 | | | | | | | 10 |
| Grant | 142 | 122 | 47 | 32 | 44 | 50 | | | | | | | 437 |
| Kittitas | 71 | 81 | 62 | 37 | 60 | 43 | | | | | | | 354 |
| Klickitat | 33 | 24 | 9 | 12 | 13 | 12 | | | | | | | 103 |
| Lincoln | 10 | 6 | 6 | 5 | 2 | 7 | | | | | | | 36 |
| Okanogan | 47 | 48 | 20 | 24 | 14 | 27 | | | | | | | 180 |
| Walla Walla | 112 | 96 | 53 | 30 | 41 | 44 | | | | | | | 376 |
| Whitman | 11 | 12 | 13 | 16 | 13 | 9 | | | | | | | 74 |
| Yakima | 1695 | 2495 | 1905 | 1472 | 1342 | 1373 | | | | | | | 10282 |
| Total | 4,331 | 4430 | 3348 | 2692 | 2448 | 2674 | 0 | 0 | 0 | 0 | 0 | 0 | 19,923 |

Call Projections/Actual

| County | Population | National Average 8% of Population use 2-1-1 (Annual) | 2nd Year Goal 40% of 8% (Annual) | 2nd Year Goal 40% of 8% (Monthly) | 6/1/2008 (Monthly) | % of Goal (Monthly) | Total as of June 2008 (Annual) | Average (Annual) | Projected YTD Total Call for 2-1-1 (Annual) | % of Goal (Annual) |
|----------------|----------------|---|--|---|-----------------------|------------------------|--------------------------------------|---------------------|---|-----------------------|
| Out of State | | | | - | 586 | 0% | 3,271 | 654 | 7,850 | 0% |
| Adams | 16,803 | 1,344 | 538 | 45 | 3 | 7% | 110 | 22 | 264 | 49% |
| Asotin | 21,178 | 1,694 | 678 | 56 | 17 | 30% | 97 | 19 | 233 | 34% |
| Benton | 157,950 | 12,636 | 5,054 | 421 | 346 | 82% | 3,039 | 608 | 7,294 | 144% |
| Chelan | 69,791 | 5,583 | 2,233 | 186 | 32 | 17% | 323 | 65 | 775 | 35% |
| Columbia | 4,129 | 330 | 132 | 11 | - | 0% | - | - | - | 0% |
| Douglas | 34,977 | 2,798 | 1,119 | 93 | 1 | 1% | 24 | 5 | 58 | 5% |
| Franklin | 63,011 | 5,041 | 2,016 | 168 | 122 | 73% | 1,207 | 241 | 2,897 | 144% |
| Garfield | 2,344 | 188 | 75 | 6 | 2 | 32% | 10 | 2 | 24 | 32% |
| Grant | 81,229 | 6,498 | 2,599 | 217 | 50 | 23% | 437 | 87 | 1,049 | 40% |
| Kittitas | 36,841 | 2,947 | 1,179 | 98 | 43 | 44% | 354 | 71 | 850 | 72% |
| Klickitat | 19,839 | 1,587 | 635 | 53 | 12 | 23% | 103 | 21 | 247 | 39% |
| Lincoln | 10,381 | 830 | 332 | 28 | 7 | 25% | 36 | 7 | 86 | 26% |
| Okanogan | 39,782 | 3,183 | 1,273 | 106 | 27 | 25% | 180 | 36 | 432 | 34% |
| Walla Walla | 57,558 | 4,605 | 1,842 | 153 | 44 | 29% | 376 | 75 | 902 | 49% |
| Whitman | 40,170 | 3,214 | 1,285 | 107 | 9 | 8% | 74 | 15 | 178 | 14% |
| Yakima | 231,586 | 18,527 | 7,411 | 618 | 1,373 | 222% | 10,282 | 2,056 | 24,677 | 333% |
| Total | 887,569 | 71,006 | 28,402 | 2,367 | 2,674 | 113% | 19,923 | 3,985 | 47,815 | 168% |

Disclaimer Statement: Information included in the Greater Columbia 2-1-1 "Update Report" does not represent all available data and is intended for informational purposes only. All reasonable measures have been taken to ensure the quality, reliability, and accuracy of the information included in this publication. GC 2-1-1 June delete, add to, or amend data which June affect the information included in this communication without notice, and is not responsible for the content of other publications linked to, or referenced from, this report. If you receive this e-mail in error, or wish to discontinue receipt of the "Update Report," please respond to sender by return e-mail.